

26-28 March 2026

Madrid

Faculty of Medicine
Universidad Complutense de Madrid

Programme



13th International Congress on Glaucoma Surgery

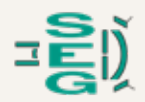


Organising Secretariat




Viale della Giovine Italia 17
50122 Florence, Italy
+39 055 50351 | infoCGS@oic.it

Endorsed by:
Sociedad Española de Glaucoma



**13th International
Congress
on Glaucoma
Surgery**





26-28 March 2026

Madrid

Faculty of Medicine

Universidad Complutense de Madrid

Dear Friends,

Welcome to the **13th International Congress on Glaucoma Surgery.**

On **26-28 March 2026** the Congress will convene in **Madrid at the Universidad Complutense** for three days of intense and rewarding sessions.

As usual there will be didactic sessions, interactive sessions, grand rounds, videos, wet labs and executive round ups.

Our program continues to evolve to maximise the experience for you making the conference engaging, worthwhile and fun.

The **best of glaucoma surgery and surgeons** will be present providing clear and unambiguous insights into the place, techniques, problems and solutions of the ever expanding range of glaucoma surgeries.

The Spanish Glaucoma Society (SEG) will be our wonderful host and we are much looking forward to sharing knowledge and experiences together.

With the warmest regards,

Tarek Shaarawy, ISGS President



Contents

Executive Board	3
Congress Map	4
General Information	7
Timetable	9
Thursday, 26 March 2026.....	13
Friday, 27 March 2026	18
Saturday, 28 March 2026	24
E-Posters	28
Videos.....	38
Industry Wetlabs.....	41
Industry Lunch Symposia.....	45
Acknowledgements.....	48



26-28 March 2026
Madrid

Faculty of Medicine
Universidad Complutense de Madrid

Executive Board

President

Tarek Shaarawy

Vice President

Mark Sherwood

Members

Ali Hafez
Paul Chew
Keith Barton
Tanuj Dada

Secretary

Michael Coote

Treasurer

William E. Sponsel

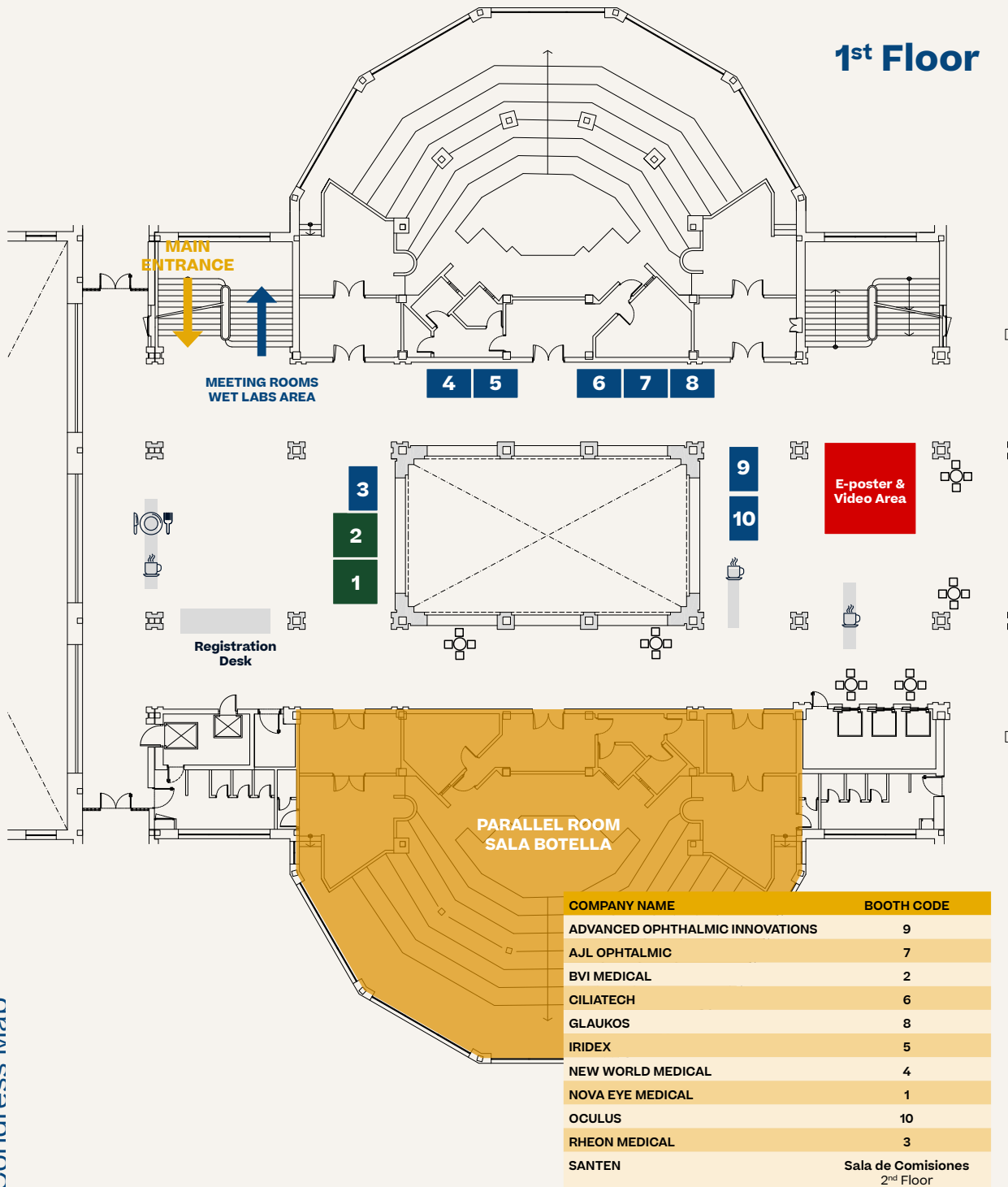
13th International Congress on Glaucoma Surgery



Congress Map

Congress Venue

Faculty of Medicine, Universidad Complutense de Madrid
Pl. de Ramón y Cajal, 28040
Madrid, Spain





26-28 March 2026

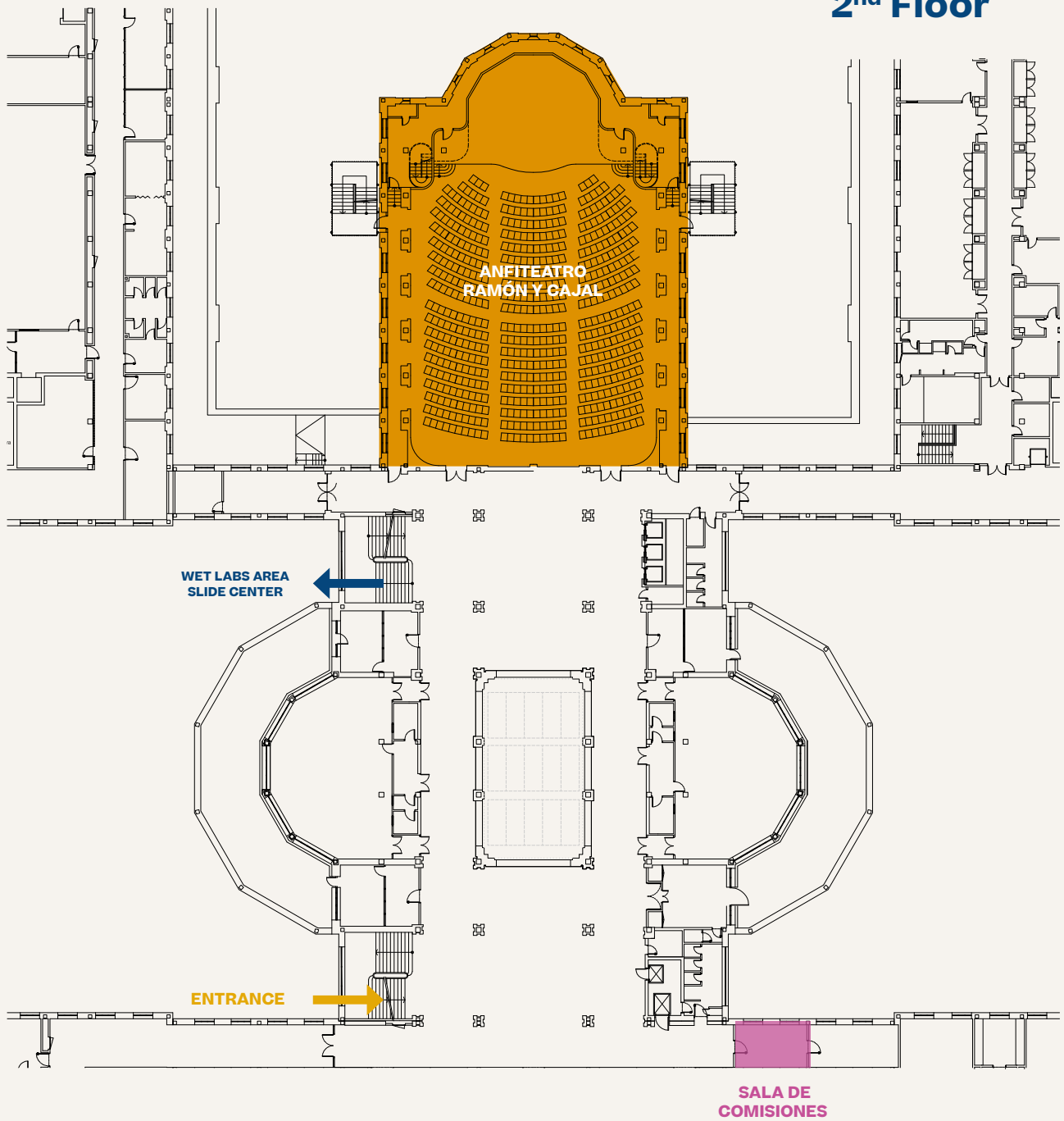
Madrid

Faculty of Medicine

Universidad Complutense de Madrid

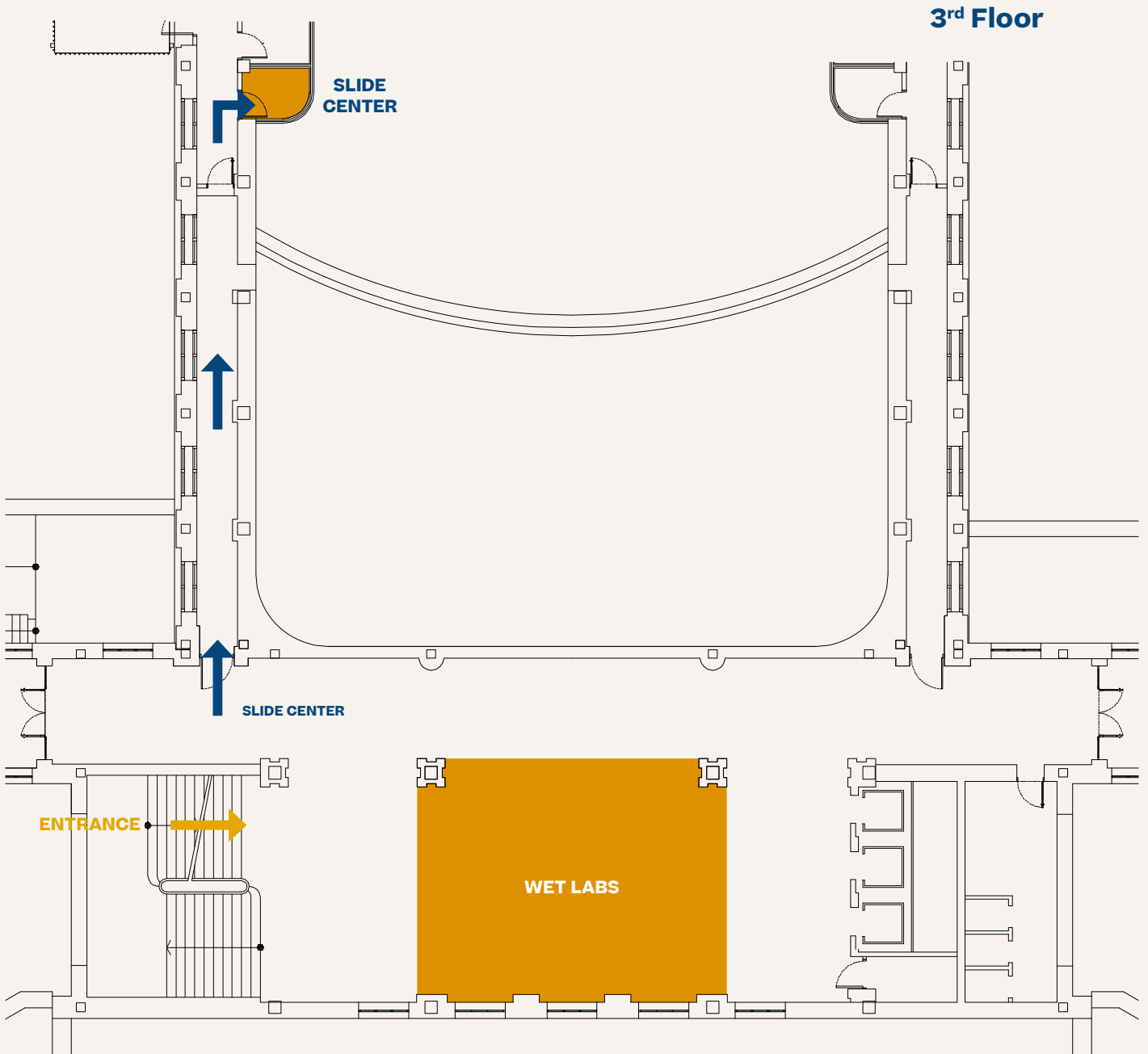
Congress Map

2nd Floor





Congress Map





26-28 March 2026

Madrid

Faculty of Medicine

Universidad Complutense de Madrid

General Information

Registration Desk - 1st Floor

The Organising Secretariat Desk will be open for registration and information according to the following time schedule:

Thursday, 26 March 07:30 - 19:00

Friday, 27 March 08:00 - 19:00

Saturday, 28 March 08:00 - 17:00

Please wear your name badge during the scientific sessions and social activities.

Slide Centre - 3rd Floor

The slide center follows the above schedule.

Only computer projection is available in the Meetings rooms and it is not possible to directly use personal laptops at the podium.

Abstract Book

ICGS abstracts will be available to the participants on the Congress website

www.icgscongress.org/abstract/

E-Posters - 1st Floor

The Abstracts accepted as e-Posters will be available to the participants on e-posters kiosks. Attendance at least one break is recommended.

Video Loop - 1st Floor

Delegates will have the opportunity to enjoy videos on innovative and educational topics regarding Glaucoma surgery.

Wi-Fi Connection Details

1. Select the network: **UCM-CONGRESO**

2. Enter the access key: **congresosUCM**

The authentication portal should open automatically. If it does not, please open your browser manually.

3. Enter the following login details in the authentication form:

User: glaucoma@congreso.ucm.es

Password: congre+475



General Information

Educational Partner Symposia and Lecture

Educational Partner Symposia and Lecture will be held on 26, 27 and 28 March in Auditorium and will allow Sponsors to present their latest innovations, offering delegates the chance to exchange ideas with colleagues while acknowledged leaders in the field of glaucoma surgery discuss their specialist subject.

The schedule of Educational Partner Symposia can be found on pages 45, 46, 47.

Social Events

The following Social Event has been planned for congress participants and it is not included in the registration fee.

Social Dinner, Friday, 27 March at 20:00.

Address: C. de Argumosa, 43, Centro, 28012 Madrid, Spain The dinner will take place at Restaurant **NuBel** within the Museo Reina Sofía, home to Picasso's Guernica.

DRESS CODE for the night: Art Comes Alive!

Dress as your favourite painter - or embody one iconic painting.

On site registrations will be accepted according to availability, first come - first served.

No transfers have been arranged to reach the restaurant.



26-28 March 2026

Madrid

Faculty of Medicine

Universidad Complutense de Madrid

Thursday, 26 March 2026

	Anfiteatro Ramón y Cajal	Parallel Room: Sala Botella	Industry Wetlab Room
08:45-10:00	ISGS Residents Introduction to Surgery Course (Part 1)		08:30-10:00 Industry Wetlab 1
10:00-10:30	Coffee break		
10:30-12:00	ISGS Residents Introduction to Surgery Course (Part 2)		Industry Wetlab 2
12:00-12:20	Welcome		
12:20-12:45	Honorary President's Lecture		
12:45-14:30	Industry Lunch Symposium		
14:30-15:45	Disrupting the OR: Glaucoma surgery of tomorrow		14:30-16:00 Industry Wetlab 3
15:45-16:45	Snatching victory from the jaws of defeat		
16:45-17:15	Coffee break		
17:15-18:30	My way or the highway: how I do trab and /or NPDS	New Work - Selected oral presentations A	17:15-18:45 Industry Wetlab 4
18:30-19:00	Thom Zimmerman Lecture		



Friday, 27 March 2026

	Anfiteatro Ramón y Cajal	Parallel Room: Sala Botella	Industry Wetlab Room
09:00-10:15	MIGS mania	09:00-10:00 Making friends with the Retina	09:00-10:30 Industry Wetlab 5
10:15-11:30	Deep dive into uveitic glaucoma		
11:30-12:00	Coffee break		
12:00-12:30	The Doug Johnson Lecture		11:45-13:15 Industry Wetlab 6
12:30-13:15	The executive summary - What you should have read?	Group Psychotherapy for Glaucoma Surgeons	
13:15-15:00	Industry Lunch Symposium		
15:00-16:15	Great Debates! The failed filter	15:00-16:00 Teaching the next generation good	15:00-16:30 Industry Wetlab 7
16:15-16:45	Coffee break		
16:45-17:30	The ISeeGS Palm Door Awards	Technical tube territory	17:00-18:30 Industry Wetlab 8
17:30-18:45	New Work - Selected oral presentations B	17:30-18:15 The operation most likely to keep me awake	



26-28 March 2026

Madrid

Faculty of Medicine

Universidad Complutense de Madrid

Saturday, 28 March 2026

	Anfiteatro Ramón y Cajal	Parallel Room: Sala Botella	Industry Wetlab Room
08:15-09:30	Kiddie corner	Round Narrow Table on not seeing the mesh	09:00-10:30 Industry Wetlab 9
09:30-10:45	Bad outcome - Rescue / Resuscitation / Retreat	Pressure in practice Meet the Experts	
10:45-11:15	Coffee break		
11:15-11:45	The Clive Migdal Lecture		
11:45-12:45	The Grandest Round		Industry Wetlab 10
12:45-14:30	Industry Lunch Symposium		
14:30-15:45	Deep dive - Cornea concerns	Compression Making your working life easier	14:30-16:00 Industry Wetlab 11
15:45-16:45	Escaping trouble	Decompression	
16:45-17:00	Closing remarks	Q&A	16:30-18:00 Industry Wetlab 12
17:00-18:00			





26-28 March 2026

Madrid

Faculty of Medicine

Universidad Complutense de Madrid

Thursday, 26 March 2026

08:45-10:00 | ANFITEATRO RAMÓN Y CAJAL

ISGS RESIDENTS' INTRODUCTION TO SURGERY COURSE (PART 1)

Chairs: **Michael Coote** (*Australia*), **Lineu Shiroma** (*Brazil*)

- 08:45 Show me the evidence
Ziad Khoueir (*Lebanon*)
- 09:00 Choosing when to Intervene
Arvind Neelakantan (*United States*)
- 09:15 The many MIGS to master
Syril Dorairaj (*United States*)
- 09:30 Discussion
- 10:00 Coffee break
10:30

10:30-12:00 | ANFITEATRO RAMÓN Y CAJAL

ISGS RESIDENTS' INTRODUCTION TO SURGERY COURSE (PART 2)

Chairs: **Michael Coote** (*Australia*), **Lineu Shiroma** (*Brazil*)

- 10:30 To tube, or not to tube
Leon Au (*United Kingdom*)
- 10:50 Children are different
Amr Samir Ateya (*Egypt*)
- 11:10 Laser pointers
Sylvia Groth (*United States*)
- 11:30 Discussion



Thursday, 26 March 2026

12:00-12:15 | ANFITEATRO RAMÓN Y CAJAL

- 12:00 Welcome
Tarek Shaarawy (*President of ISGS*),
Julian Garcia Feijoo (*Head of Host Committee*)

12:15-12:45 | ANFITEATRO RAMÓN Y CAJAL HONORARY PRESIDENT'S LECTURE

- 12:15 Lecture presentation **Tarek Shaarawy** (*Switzerland*)
12:20 Honorary President's Lecture
André Mermoud (*Switzerland*)

12:45-14:30 | ANFITEATRO RAMÓN Y CAJAL INDUSTRY LUNCH SYMPOSIUM (*see page 43*)

14:30-15:45 | ANFITEATRO RAMÓN Y CAJAL DISRUPTING THE OR: GLAUCOMA SURGERY OF TOMORROW Chairs: **Leon Au** (*United Kingdom*), **Sylvia Groth** (*United States*), **J. I. Belda Sanchis** (*Spain*)

- 14:30 Tubes: new world order
Tarek Shaarawy (*Switzerland*)
14:42 New bleb forming surgery
J. I. Belda Sanchis (*Spain*)
14:54 More MIGS?
Antonio Maria Fea (*Italy*)
15:06 Engineering outflow
Michael Coote (*Australia*)
15:18 Discussion



26-28 March 2026

Madrid

Faculty of Medicine

Universidad Complutense de Madrid

Thursday, 26 March 2026

15:45-16:45 | ANFITEATRO RAMÓN Y CAJAL

SNATCHING VICTORY FROM THE JAWS OF DEFEAT

Chairs: **Bryan Ang** (*Singapore*), **Yasmine El Sayed** (*Egypt*)

15:45 Trabs
Guillermo Barreto Fong (*Peru*)

15:55 NPGS
Cosme Lavin (*Spain*)

16:05 MIBS 1
Syril Dorairaj (*United States*)

16:15 MIBS 2
Leon Au (*United Kingdom*)

16:25 Tubes
Mary Qiu (*United States*)

16:35 Discussion

16:45 Coffee break
17:15

17:15-18:30 | ANFITEATRO RAMÓN Y CAJAL

MY WAY OR THE HIGHWAY: HOW I DO TRAB AND/OR NDPS

Chairs: **André Mermoud** (*Switzerland*),
Arvind Neelakantan (*United States*)

17:15 My way or the highway: how I do TRAB
Nitin Anand (*United Kingdom*), **Victor Koh** (*Singapore*),
Jesus Tellez (*Spain*)

17:45 My way or the highway: how I do NPDS
Luis Abegão Pinto (*Portugal*), **Karl Mercieca** (*Germany*)
André Mermoud (*Switzerland*), **Tarek Shaarawy** (*Switzerland*)

18:15 Discussion

Thursday, 26 March 2026



Thursday, 26 March 2026

17:15-18:30 | PARALLEL ROOM: SALA BOTELLA

NEW WORK - SELECTED ORAL PRESENTATIONS A

Chairs: **Michael Coote** (Australia), **Ali Hafez** (Canada)

- 17:15 Long-term outcomes of the PAUL glaucoma implant in refractory glaucoma
Abdullah S Alobaidan, Faisal Alrashed, Ahmed Musa, Sultan Aldrees, Saleh Alobeidan (Saudi Arabia)
- 17:22 Five-year safety and efficacy results of a supraciliary drainage device in open angle glaucoma patients (STAR-GLOBAL)
Jonathan Yu¹, Antonio Maria Fea², Philippe Denis³, Iqbal Ike K. Ahmed⁴ (¹United Kingdom, ²Italy, ³France, ⁴Canada)
- 17:29 The Impact of phaco-gatt on corneal endothelial integrity
Nadia Geilani (Libya)
- 17:36 Efficacy and Safety of the PreserFlo MicroShunt in refractory childhood glaucoma previously treated with trabeculectomy
Clara Heredia-Pastor, Javier Garcia-Bardera, Álvaro Ponce-de-León, Mireia Garcia-Bermudez, Barbara Burgos-Blasco, Laura Morales-Fernandez, Julian Garcia Feijoo (Spain)
- 17:43 The Qidwai Quilt Pull-Over Patch-graft (Q-POP) technique: a novel method for repairing glaucoma tube exposure in conjunctival adhesions
Umair Qidwai (United Kingdom)
- 17:50 Standalone versus combined PreserFlo MicroShunt surgery: a two-year controlled cohort study
Javier Garcia-Bardera, Julian Garcia Feijoo, Mireia Garcia-Bermudez, Álvaro Ponce-de-León, Clara Heredia-Pastor, Jaime Lorenzo-Castro, Patricia Robles Amor, Carmen Méndez-Hernández, Sofia Garcia-Saenz, Ana Fernández-Vidal, Laura Morales-Fernandez, José María Martínez-de-la-Casa (Spain)
- 17:57 Comparative case series study of goniotomy with modified BANG (mBANG) technique versus GCV (goniotomy, canaloplasty and viscodilation) technique in the management of open-angle glaucoma
Abdelwahhab Azzawi (Germany)
- 18:04 Discussion



26-28 March 2026

Madrid

Faculty of Medicine

Universidad Complutense de Madrid

Thursday, 26 March 2026

18:30-19:00 | ANFITEATRO RAMÓN Y CAJAL

THOM ZIMMERMAN LECTURE

- 18:30** Lecture presentation
Leon Au (*United Kingdom*)
- 18:35** Thom Zimmerman Lecture
Keith Barton (*United Kingdom*)



Friday, 27 March 2026

09:00-10:15 | ANFITEATRO RAMÓN Y CAJAL

MIGS MANIA

Chairs: **Julian Garcia Feijoo** (*Spain*), **Paul Harasymowycz** (*Canada*)

- 09:00** New era of stents
Shivani Kamat (*United States*)
- 09:12** GATting It done in different ways
Arvind Neelakantan (*United States*)
- 09:24** Crash boom bang!
Vanita Pathak Ray (*India*)
- 09:36** ELT
Antonio Moreno Valladares (*Spain*)
- 09:48** Suprachoroidal
Paul Harasymowycz (*Canada*)
- 10:00** Discussion

09:00-10:00 | PARALLEL ROOM: SALA BOTELLA

MAKING FRIENDS WITH RETINA

Chairs: **Jean-Marc Baumgartner** (*Switzerland*), **Vladimir Poposki** (*Spain*)

- 09:00** Glaucoma procedure with silicon oil
Karl Mercieca (*Germany*)
- 09:15** Combo surgery with retina/glaucoma
Elena Bitrian (*United States*)
- 09:30** Panel discussion



26-28 March 2026

Madrid

Faculty of Medicine

Universidad Complutense de Madrid

Friday, 27 March 2026

10:15-11:30 | ANFITEATRO RAMÓN Y CAJAL

DEEP DIVE INTO UVEITIC GLAUCOMA

Chairs: **Maria Fernanda Delgado** (Colombia), **André Mermoud** (Switzerland)

- 10:15** Collaboration with your uveitis specialist and perioperative considerations
Sapna Gangaputra (United States)
- 10:30** The IOP is sky high, what procedure should I do?
Sylvia Groth (United States)
- 10:45** Rescuing post-op IOP of 5 in uveitic glaucoma
Keith Barton (United Kingdom)
- 11:00** Angle surgery in uveitis
Mina Pantcheva (United States)
- 11:15** Panel discussion

11:30 *Coffee break*
12:00

12:00-12:30 | ANFITEATRO RAMÓN Y CAJAL

THE DOUG JOHNSON LECTURE

- 12:00** Lecture presentation
William Eric Sponsel (United States)
- 12:05** The Doug Johnson Lecture
Michael Coote (Australia)



Friday, 27 March 2026

12:30-13:15 | ANFITEATRO RAMÓN Y CAJAL

THE EXECUTIVE SUMMARY - WHAT YOU SHOULD HAVE READ?

Chairs: **Leon Au** (*United Kingdom*), **Paul Harasymowycz** (*Canada*),
Ziad Khoueir (*Lebanon*), **Luis Abeagao Pinto** (*Portugal*)

12:30 The most important publications of the past 2 years and their context and relevance

12:30-13:15 | PARALLEL ROOM: SALA BOTELLA

"UNDER THE BANYAN TREE" - GROUP PSYCHOTHERAPY FOR GLAUCOMA SURGEONS

Chairs: **Sylvia Groth** (*United States*), **Tarek Shaarawy** (*Switzerland*)

13:15-15:00 | ANFITEATRO RAMÓN Y CAJAL

INDUSTRY LUNCH SYPOSIUM (*see page 44*)



26-28 March 2026

Madrid

Faculty of Medicine

Universidad Complutense de Madrid

Friday, 27 March 2026

15:00-16:15 | ANFITEATRO RAMÓN Y CAJAL

GREAT DEBATES! THE FAILED FILTER

Chairs: **Lineu Shiroma** (*Brazil*), **William Eric Sponsel** (*United States*)

15:00 My first trab failed: second procedure? Trab
Michael Coote (*Australia*)

15:06 My first trab failed: second procedure? Tube
Mohamed El Mallah (*United States*)

15:12 Discussion

15:18 My tube failed: what to do next? Repeat tube
Jon Williams (*United States*)

15:24 My tube failed: what to do next? CPC
Mohamed Sayed (*United Arab Emirates*)

15:30 Discussion

15:36 To adjuvant my tube or not? Yes (what)
Leon Au (*United Kingdom*)

15:42 To adjuvant my tube or not? No never
Jessica Gonzaga (*Brazil*)

15:48 Discussion

15:00-16:00 | PARALLEL ROOM: SALA BOTELLA

"UNDER THE BANYAN TREE" - TEACHING THE NEXT GENERATION GOOD

Chairs: **Julian Garcia Feijoo** (*Spain*), **Fabio Kanadani** (*Brazil*),
Mary Qiu (*United States*), **Tarek Shaarawy** (*Switzerland*),
Shivani Kamat (*United States*)

16:15 Coffee break

16:45

Friday, 27 March 2026



Friday, 27 March 2026

16:45-17:30 | ANFITEATRO RAMÓN Y CAJAL

THE ISEEGS PALM DOOR AWARDS

Chairs: **Ali Hafez** (*Canada*), **Jessie Wang** (*United States*)

16:45-17:30 | PARALLEL ROOM: SALA BOTELLA

"UNDER THE BANYAN TREE" - TECHNICAL TUBE TERRITORY

Chairs: **Michael Coote** (*Australia*), **Tarek Shaarawy** (*Switzerland*)

Speakers: **Khan Bilal** (*United States*), **Frankie Lee** (*Singapore*),
Tamer Rezkallah (*Switzerland*), **Adan Villamarin** (*Switzerland*)

17:30-18:15 | PARALLEL ROOM: SALA BOTELLA

"UNDER THE BANYAN TREE" - THE OPERATION MOST LIKELY TO KEEP ME AWAKE

Panelists: **K. Sheng Lim** (*United Kingdom*), **André Mermoud** (*Switzerland*),
Jon Williams (*United States*)



26-28 March 2026

Madrid

Faculty of Medicine

Universidad Complutense de Madrid

Friday, 27 March 2026

17:30-18:45 | ANFITEATRO RAMÓN Y CAJAL

NEW WORK – SELECTED ORAL PRESENTATIONS B

Chairs: **Michael Coote** (Australia), **William Eric Sponsel** (United States)

- 17:30 Aging eyes, aging lives: systemic health, not glaucoma severity, predicts mortality after glaucoma surgery in octogenarians
Hussain Aluzri, Vanessa Yeo, Jay Richardson, Velota Sung (United Kingdom)
- 17:37 Corneal tomography and endothelial cell density after Paul glaucoma implant surgery
Jyri-Pekka Koskinen, Mika Harju, Juha Valimaki (Finland)
- 17:44 Clinical experience with glaucoma drainage device implantation in iridocorneal syndrome: a case series with three-year follow-up
Carmen Dominica Pascual-Clemente, Manuel Santana-Castro, Alfonso Lopez-Alcaide, Beatriz De-Lucas-Viejo, Maria Dolores Lago-Llinas, Ana Ichaso Ortueta-Olartecoechea, José Luis Torres-Peña (Spain)
- 17:51 Comparative safety and efficacy of the Baerveldt and Paul glaucoma implants up to 5 years after surgery
Keith Barton¹, Muhammad Ali Abouhamid^{1,2}, Soledad Aguilar Munoa¹, Scott C. Hau¹, Zain A. Juma¹, Sandika Baboolal¹, Nathan Kerr³ (¹United Kingdom, ²Egypt, ³Australia)
- 17:58 Twelve-month clinical outcomes of a titratable aqueous shunt in the management of moderate to severe glaucoma
Keith Barton¹, Lautaro Vera², Gabriel Lazcano³, Ingrid Kane³, Michelle Tran³ (¹United Kingdom, ²Panama, ³USA)
- 18:05 Short-term outcomes of the EyePlate S in the management of refractory glaucoma
Tarek Shaarawy^{1,2,3}, Omar Magdy^{1,2,3}, Bassam^{1,2,3}, Abdelrahman M. Elhusseiny^{1,2,3} (Egypt, ²Switzerland, ³USA)
- 18:12 One-Year Efficacy and Safety of the A-stream Glaucoma Shunt Compared with Trabeculectomy
Jong Chul Han, Hae Min Park, Eun Jung Lee, Jong Hoon Shin, Do Young Park (Republic of Korea)
- 18:19 Discussion



Saturday, 28 March 2026

08:15-09:30 | ANFITEATRO RAMÓN Y CAJAL

KIDDIE CORNER

Chairs: **Yasmine El Sayed** (Egypt), **Sylvia Groth** (United States)

- 08:15 Shutting the CB
Yasmine El Sayed (Egypt)
- 08:27 Ab interno goniotomy/GATT/BANG
Yasmine El Sayed (Egypt)
- 08:39 Ab externo trabeculotomy
Elena Bitrian (United States)
- 08:51 Tube surgery
Mohamed Sayed (United Arab Emirates)
- 09:03 Discussion

08:15-09:30 | PARALLEL ROOM: SALA BOTELLA

"UNDER THE BANYAN TREE"

ROUND NARROW TABLE ON NOT SEEING THE MESH

Chairs: **Keith Barton** (United Kingdom), **Lineu Shiroma** (Brazil)

- 08:15 When do I Iridotomy or iridoplasty?
Bryan Ang (Singapore)
- 08:25 Phaco stands alone!
Mohamed El Mallah (United States)
- 08:35 Phaco + glaucoma
Maria Jesus Muniesa (Spain)
- 08:45 Goniosynchiolysis / angle surgery with phaco
Paul Harasymowycz (Canada)
- 08:55 Cyclodestruction with phaco
Vanita Pathak Ray (India)
- 09:05 Discussion



26-28 March 2026

Madrid

Faculty of Medicine

Universidad Complutense de Madrid

Saturday, 28 March 2026

09:30-10:45 | ANFITEATRO RAMÓN Y CAJAL

BAD OUTCOME - RESCUE / RESUSCITATION / RETREAT

Chairs: **Juan Donate Lopez** (*Spain*), **Lineu Shiroma** (*Brazil*)

- 09:30** Nanophthalmos
Fabio Kanadani (*Brazil*)
- 09:42** Uveitic glaucoma
Maria Fernanda Delgado (*Colombia*)
- 09:54** Extreme myopia
Leon Au (*United Kingdom*)
- 10:06** Conjunctival inflammatory disease
Tina Wong (*Singapore*)
- 10:18** Neovascular glaucoma
Mary Qiu (*United States*)
- 10:30** Discussion

09:30-10:45 | PARALLEL ROOM: SALA BOTELLA

"UNDER THE BANYAN TREE" - PRESSURE IN PRACTICE

Meet the Experts

Keith Barton (*United Kingdom*), **André Mermoud** (*Switzerland*)

- 10:45** Coffee break
11:15

11:15-11:45 | ANFITEATRO RAMÓN Y CAJAL

THE CLIVE MIGDAL LECTURE

- 11:15** Lecture presentation
Tarek Shaarawy (*Switzerland*)
- 11:20** The Clive Migdal Lecture
Ali Hafez (*Canada*)



Saturday, 28 March 2026

11:45-12:45 | ANFITEATRO RAMÓN Y CAJAL

THE GRANDEST ROUND

Chair: **Michael Coote** (*Australia*)

Panelists: **Antonio Maria Fea** (*Italy*), **William Eric Sponsel** (*United States*)

Presenters: **Samantha Goldberg** (*United States*),
Jessie Wang (*United States*)

12:45-14:30 | ANFITEATRO RAMÓN Y CAJAL

INDUSTRY LUNCH SYMPOSIUM (*see page 45*)

14:30-15:45 | ANFITEATRO RAMÓN Y CAJAL

DEEP DIVE – CORNEA CONCERNS

Chairs: **Sylvia Groth** (*United States*), **K. Sheng Lim** (*United Kingdom*),
Mina Pantcheva (*United States*)

14:30 Refractive surgery in glaucoma patient
Mohamed El Mallah (*United States*)

14:42 Cornea and bleb: friend or foe?
Jose Martinez-De-La-Casa (*Spain*)

14:54 Tube surgery: things to consider
Keith Barton (*United Kingdom*)

15:06 MIGS and the cornea: things to consider
Syril Dorairaj (*United States*)

15:18 Discussion

14:30-15:45 | PARALLEL ROOM: SALA BOTELLA

"UNDER THE BANYAN TREE" - COMPRESSION

Chairs: **Michael Coote** (*Australia*), **Renata Puertas** (*United Kingdom*)

Panelists: **Elena Bitrian** (*United States*), **Fabio Kanadani** (*Brazil*)

Making your working life easier



26-28 March 2026

Madrid

Faculty of Medicine

Universidad Complutense de Madrid

Saturday, 28 March 2026

15:45-16:45 | ANFITEATRO RAMÓN Y CAJAL

ESCAPING TROUBLE

Chairs: **Guillermo Barreto Fong** (*Peru*), **Tarek Shaarawy** (*Switzerland*)

- 15:45** How to positively manage seidel positive
Lorenzo Becker Della Giustina (*Brazil*)
- 15:55** Infection?
André Mermoud (*Switzerland*)
- 16:05** Tube shunts erode
K. Sheng Lim (*United Kingdom*)
- 16:15** Diplopia in tubes
Renata Puertas (*United Kingdom*)
- 16:25** Close my cleft
Shivani Kamat (*United States*)
- 16:35** Discussion

15:45-17:00 | PARALLEL ROOM: SALA BOTELLA
"UNDER THE BANYAN TREE" - DECOMPRESSION

Q&A for anything you have heard throughout the meeting

16:45-17:00 | ANFITEATRO RAMÓN Y CAJAL
CLOSING REMARKS



E- Posters

ANGLE CLOSURE GLAUCOMA

- P02** Does size really matter?
Ludovico Alisi¹, Niklank Mehta², Premanand Chandran², Mrunali Dhavalikar², Ganesh Venkataraman² (¹Italy, ²India)
- P03** Secondary angle closure after descemet stripping automated endothelial keratoplasty
Álvaro Losa García, Jorge Monasterio, Teresa Toledo, Ana Hernaiz¹ Eduardo Pérez-Salvador, Álvaro Tello (Spain)
- P04** Efficacy of gonioscopy assisted transluminal trabeculotomy (GATT) alone or combined with phacoemulsification in management of cases of plateau iris syndrome. A retrospective case series
Fayrouz Aboalazayem, Yasmine El Sayed (Egypt)
- P05** Late-onset ocular hypertension resolved with peripheral laser iridoplasty (PLI) after ICL implantation
María Del Carmen Yáñez Sánchez, Alejandra Artiles, Francisco Javier Abellán Martínez, Andrea Bernal González, Samantha Thomas, Ana Puchol Crespo, Blanca Fatela Cantillo, Maria Lourdes Iglesias De Ussel Perez, Silvia Iglesias Cerrato (Spain)
- P06** Inferior PreserFlo implantation for secondary open-angle glaucoma post vitrectomy and silicone oil: a case series
Hajar AlOtaibi, Nouf AlZendi, Rizwan Malik, Reem Hersi (Saudi Arabia)

CATARACT AND GLAUCOMA SURGERY

- P07** Optimizing outcomes: cataract surgery with or without iStent implant in glaucoma
Teresa Toledo Arizón, Alvaro Tello, Jorge Monasterio, Mercedes Tabares Sánchez, Ana Hernaiz Cereceda, Juan Maximilan Efler Herranz, Álvaro Losa García (Spain)
- P08** Gonioscopy-assisted transluminal trabeculotomy (GATT) in 17 Eyes with pseudoexfoliation glaucoma
Zane Khademi, Dan Arreaza-Kaufman, Jonathan Eisengart, Mary Qiu (USA)
- P09** Ab-interno canaloplasty for IOP and medications reduction in uncontrolled and controlled glaucoma eyes
Jessie Wang¹, Mary Qiu¹, Samantha Goldberg¹, Karl Mercieca², Keith Barton³, Nathan Kerr⁴ (¹USA, ²Germany, ³United Kingdom, ⁵Australia)
- P10** Affordable sinskey hook goniotomy and cataract surgery in black and afro-latino patients: retrospective real world 2-year results
Jasmine Okafor, Daniel Laroche (USA)



26-28 March 2026

Madrid

Faculty of Medicine

Universidad Complutense de Madrid

E-Posters

- P11** Results of iTrack global data registry to support the role of canaloplasty for treatment of glaucoma
Samantha Goldberg¹, Mary Qiu¹, Jessie Wang¹, Karl Mercieca², Keith Barton³ (¹USA, ²Germany, ³United Kingdom)
- P12** Choosing wisely: which glaucoma surgery is best for octogenarians?
Hussain Aluzri, Vanessa Yeo, Jay Richardson, Imran Masood, Velota Sung (United Kingdom)
- P13** Traumatic glaucoma and drainage devices: evolution and outcomes
Manuel Santana-Castro, Alfonso Lopez-Alcaide, Carmen Dominica Pascual-Clemente, Maria Dolores Lago-Llinas, Beatriz De-Lucas-Viejo, Ana Ichaso Ortueta-Olartecoechea, José Luis Torres-Peña (Spain)
- P14** Impact of lens thickness on intraocular pressure outcomes after cataract surgery versus combined cataract–goniotomy in a predominantly black population
Daniel Laroche, Devin Giordano, Jasmine Okafor (USA)
- P18** Efficacy and safety of XEN63 gel implant with open conjunctiva technique
Luca Rossetti¹, Maurizio Digiuni², Benedetta Colizzi¹, Amir Ali Aminoleslami¹, Gabriele Corsini², Matilde Bartocchini², Lily Chacra¹, Paolo Radice², Dario Romano¹ (¹Milan, ²Varese)
- P19** Measuring long-term efficacy of combined phacoemulsification and excimer laser trabeculostomy (ELT) under different success criteria: five-year follow-up
Antonio Moreno Valladares, Nieves Puerto Amorós, Francisca Gonzalez López (Spain)
- P20** Three-year clinical outcomes of ab interno canaloplasty (ABIC) in a tertiary academic ophthalmology unit
Wojciech Maruszczyk, Dominik Dygas, Katarzyna Gontarz, Paulina Langosz, Krzysztof Eder, Agnieszka Tronina, Mateusz Strojek, Dorecka Mariola, Adrian Smedowski, Ewa Mrukwa-Kominek, Dorota Wyględowska-Promieńska (Poland)
- P21** Refractory traumatic pigment dispersion syndrome with secondary glaucoma: surgical management and outcome - A case report
Hajar AlOtaibi, Ibrahim Al Obaida (Saudi Arabia)
- P22** Comparison of local anaesthetic techniques in cataract surgery
Omar Chohan¹, Ehmed Chohan¹, Mubashar Zia² (¹United Kingdom, ²Pakistan)
- P23** Glaucoma progression after combined phacoemulsification and excimer laser trabeculostomy (ELT): five-year follow-up
Antonio Moreno Valladares, Claudia Zambrano Santoyo (Spain)



E- Posters

GLAUCOMA MEDICATIONS

- P26** Comparison of changes in ocular perfusion, retinal nerve fiber layer thickness, and intraocular pressure in primary open angle glaucoma with timolol maleate 0.5% eye drops with and without mirtogenol supplementation
Astrianda Suryono (*Indonesia*)

GLAUCOMA SURGICAL COMPLICATIONS

- P27** Corneal decompensation after PreserFlo MicroShunt surgery
Iben Bach Damgaard, Niklas Telinius (*Denmark*)
- P29** Complex multistage reconstructive surgery in a patient with early corneal perforation following Ahmed glaucoma valve implantation: to be continued
Andrea Bernal González, Silvia Iglesias Cerrato, Guadalupe Garrido Ceca, Alejandra Artiles, Francisco Javier Abellan Martinez, Blanca Fatela Cantillo (*Spain*)
- P30** Surgical management of Baerveldt tube-associated *Mycobacterium chelonae* infection with conjunctival melting and previous failed conjunctival repairs
Alex Whiteman, Madalina Pavel, Avi Kulkarni, Germain Lam, Jonathan Youngs (*United Kingdom*)
- P31** Management of postoperative hypotony after XEN-63 surgery
Inmaculada García Santos, Javier De la Oliva Fernández, Victoria Martínez Serna, Cristina Ruiz Padilla, Juan Francisco Ramos-Lopez (*Spain*)
- P32** Vision-threatening complications in glaucoma drainage device surgery
Beatriz De-Lucas-Viejo, Maria Dolores Lago-Llinas, Javier Sambricio, José Luis Torres-Peña (*Spain*)

LASERS

- P33** Good results of micropulse laser in advanced exfoliative glaucoma, 1-year follow-up
Marcelo Ayala (*Sweden*)
- P34** Low-energy selective laser trabeculoplasty in open-angle glaucoma and ocular hypertension: twelve-month outcomes in a tertiary center
Pablo Monreal Lodeiros, Lucía Ibáñez Mendoza, Paula Spang Valencia, Marta Corcuera Munguía, Lucas Cuquejo Martínez, Clara Moriche Revilla, Arturo Santos Torres, Ana Isabel Ramos Castrillo, Julia Murillo Doria, Begoña Pastor (*Spain*)



26-28 March 2026

Madrid

Faculty of Medicine

Universidad Complutense de Madrid

E-Posters

- P35** Training and clinical outcomes of combined phaco-elios MIGS: a resident's perspective
Gema Ferrús Segarra, Ferran Alarcón Correcher, Raquel Gutierrez Ezquerro, Carolina Medina Martín, Jose Belda (*Spain*)
- P37** Results of direct selective laser trabeculoplasty (DSLT) in patients with glaucoma and ocular hypertension
Silvia Iglesias Cerrato, Ana Puchol Crespo, Samantha Thomas Zurita, Blanca Fatela Cantillo (*Spain*)
- P39** Selective laser trabeculoplasty versus travoprost eye drop as first line of treatment in primary open angle glaucoma
Omar Magdy¹, Amr Bakry¹, Mai Sharawy¹, Tarek Shaarawy² (¹*Egypt*, ³*Switzerland*)
- P40** Comparative outcomes of first and second generation MicroPulse transscleral laser therapy probes in refractory glaucoma: a retrospective cohort study
JeeHwan Ahn, Maria Georgi, Monica Kelada, Eduardo Maria Normando, Philip Bloom (*United Kingdom*)
- P42** Clinical outcomes and safety of the micropulse transscleral cyclophotocoagulation (Vitra 810® SubCyclo Laser) in glaucoma
Alfonso Lopez-Alcaide, Raquel Fernandez Herrero, Manuel Santana-Castro, Maria del Pilar Nieto-Cantalapiedra, Maria Dolores Lago-Llinas, Beatriz De-Lucas-Viejo¹, José Luis Torres-Peña (*Spain*)
- P43** Effectiveness of selective laser trabeculoplasty in patients with primary open-angle glaucoma and ocular hypertension in wartime conditions
Dmytro Martynov (*Ukraine*)
- P44** Results and safety of diode laser cyclophotocoagulation
Raquel Fernandez Herrero, Jose Luis Torres, Maria Dolores Lago Llinas, Alfonso Lopez Alcaide (*Spain*)

NEW GLAUCOMA DRAINAGE DEVICES

- P45** Outcomes of ab interno 63 µm vs. 45 µm XEN® gel stent in open-angle glaucoma: a five-year follow-up study
yellow = instructions to be removed
green = to complete
Thomas Jacobs, Ingeborg Stalmans (*Belgium*)
- P47** Real-world outcomes of a novel suprachoroidal drainage device (Miniject)
Eoin Silke, Pavi Agrawal¹ Edward Dervan (*Ireland*)



E- Posters

- P48** 4-mm ripcord withdrawal without ligation during Ahmed Clearpath Small Tube® implantation
Raphael Banoub¹, Kelvin Shi¹, Yazan Abubaker¹, Emily Dorairaj¹, Gifty Adom^{1,2}, Lucas Alves¹, raziye donmez gun^{1,3}, Alfredo Paredes¹, Minali Prasad¹, Bryan Ang^{1,4}, Fabio Kanadani¹, Cyril Dorairaj¹ (¹USA, ²Ghana, ³Turkey, ⁴Singapore)
- P49** Temporary intraluminal modulation of the XEN63 to prevent hypotony in myopic glaucoma eyes
Javier De la Oliva Fernández, Inmaculada Garcia Santos, Jesus Martin Martin, Jose Antonio Sanchez Martinez, Juan Francisco Ramos Lopez (Spain)
- P50** Paul glaucoma implant in a patient with refractory glaucoma associated with congenital aniridia and an iris prosthesis
Álvaro Cabezas-Vicente, Marc Bautista-Cortiella, Gonzalo Roig-Ferreruela, Miguel Roselló-Crespo, Sara Mora-Sáez, Marina Brocal-Sánchez, Marta Cerdá-Ibáñez (Spain)
- P51** PreserFlo™ microshunt in patients with medically resistant glaucoma: one-year results on efficacy and safety
Ana Puchol Crespo, Silvia Iglesias Cerrato, Samantha Thomas Zurita, Blanca Fatela Cantillo, Alejandra Artiles, Andrés Pérez Casas, Maria Lourdes Iglesias de Ussel Perez (Spain)
- P52** A novel nickle-titanium deployable microstent exceeds biocompatibility and long term IOP reduction to a commercially available minimially invasive glaucoma surgical device
Chun Zhang (China)
- P53** A case report: surgical maneuver to prevent hypotony after glaucoma surgery in high myopia
Samantha Thomas Zurita, Blanca Fatela, Ana Puchol Crespo (Spain)
- P54** Early outcomes of a standardized 6-0 Prolene Ripcord technique for Ahmed ClearPath® ST in refractory glaucoma: a prospective pilot study
Juan Carlos Izquierdo, Elizabeth Santos Chu, Adriano Leon (Peru)
- P55** Comparison within the first year of XEN 45 versus XEN 63
José Luis Torres-Peña, Alfonso Lopez-Alcaide, Manuel Santana-Castro, Carmen Dominica Pascual-Clemente, Maria del Pilar Nieto-Cantalapiedra, Beatriz De-Lucas-Viejo, Maria Dolores Lago-Llinas (Spain)
- P56** Clinical outcomes of the PreserFlo MicroShunt in patients with high myopia: a 12-month study
Mireia Garcia-Bermudez, Javier Garcia-Bardera, Patricia Robles Amor, Álvaro Ponce-de-León, Laura Morales-Fernandez, Noemi Guemes Villahoz, José María Martínez-de-la-Casa, Julian Garcia Feijoo (Spain)



26-28 March 2026

Madrid

Faculty of Medicine

Universidad Complutense de Madrid

E-Posters

- P57** Conventional filtering surgery versus minimally invasive bleb surgery in moderate glaucoma: a prospective multicenter comparative analysis
Maria Jesus Muniesa, Jose Manuel Navero, J. Aritz Urcola, Jesus Tellez, Antonio Moreno Valladares, Jorge Vila-Arteaga, Cosme Lavin (Spain)
- P58** Conventional filtering surgery versus PreserFlo MicroShunt in severe open-angle glaucoma: results from a prospective multicenter study
Maria Jesus Muniesa, Jose Manuel Navero, J. Aritz Urcola, Jesus Tellez, Antonio Moreno Valladares, Jorge Vila-Arteaga, Cosme Lavin (Spain)
- P59** Safety and efficacy of the Paul glaucoma implant: a retrospective study with 6-month follow-up
Begoña Pastor-Nieto, Jesús Zarallo Gallardo, Julia Murillo Doria, Ana Ramos Castrillo, Arturo Santos Torres (Spain)
- P61** Twenty-four-hour intraocular pressure fluctuations after trabecular surgery with iStent inject® W implantation using a contact lens sensor
Maria Jesus Muniesa, Elena Brotons-Muñoz, Jose Manuel Navero, Laura Pinilla, Karen Wolfenson, Marta Pazos, Nestor Ventura Abreu, Joan Valls (Spain)

NEW TECHNOLOGY

- P63** ELT (excimer laser trabeculostomy) combined with phaco for open angle glaucoma. Experience Hospital La Paz
Julia Esther Murillo Doria, Ana Ramos Castrillo, Begoña Pastor-Nieto, Arturo Santos (Spain)
- P64** Minimally Invasive Nasal Trabeculostomy (MINT)
Ana Ramos Castrillo, Arturo Santos Torres, Julia Esther Murillo Doria, Begoña Pastor-Nieto (Spain)
- P65** Trans-palpebral intraocular pressure measurement by Diaton tonometer and central corneal thickness in eyes before and after transepithelial photorefractive keratectomy of Saudi patients.
Sultan Alzuhairy (Saudi Arabia)
- P66** Agreement between iCare rebound tonometry and Goldmann applanation tonometry in patients with suspected ocular hypertension and early glaucoma
Deborah Armstrong, Hana Abdelhameed, Catherine Reeves, Maria Moosa, Vikas Shankar (United Kingdom)



NON PENETRATING SURGERY

- P67** Minimally Invasive Nasal Trabeculotomy (MINT®): description of the surgical technique and initial experience in combined cataract procedures
Álvaro Ponce-de-León, Teresa Serrano Gonzalez-Permato, Javier Garcia-Bardera, Clara Heredia-Pastor, Julian Garcia Feijoo, José María Martínez-de-la-Casa (Spain)
- P68** Bleb healing after NPDS: quantitative assessment using AS-OCT and computer vision techniques
Lucia Gárriz Blanco, Francisco Javier Abellan Martinez, Elena Martínez Junquera, Ana Zamora Auñon, Maria Lourdes Iglesias De Ussel Perez, Silvia Iglesias Cerrato, Blanca Fatela Cantillo (Spain)
- P69** Non-penetrating deep sclerectomy (NPDS) versus glaucoma drainage devices (GDD) in full-thickness corneal keratoplasty
Maria Dolores Lago-Llinas, José Luis Torres-Peña, Beatriz De-Lucas-Viejo, Manuel Santana-Castro (Spain)
- P70** Surgical management of scleromalacia after filtering glaucoma surgery: a challenging case
Alejandra Artiles, Andrea Bernal, Silvia Iglesias Cerrato, Blanca Fatela Cantillo, Francisco Javier Abellan Martinez, Ana Zamora Auñon (Spain)

OCULAR IMAGING

- P71** Evaluation of macular vessels density changes in patients with primary open angle glaucoma by swept-source optical coherence tomography angiography
Asaad Ghanem (Egypt)

THE ROLE OF SURGERY IN GLAUCOMA RESEARCH

- P72** Impact of surgeon experience on surgical outcomes of GDD surgeries
Maria del Pilar Nieto-Cantalapiedra, Manuel Santana-Castro, Alfonso Lopez-Alcaide, Ana Ichaso Ortueta-Olartecoechea, Beatriz De-Lucas-Viejo, Maria Dolores Lago-Llinas, José Luis Torres-Peña (Spain)

TRABECULECTOMY

- P73** Neovascular glaucoma with IOP outside GAT range. CASE REPORT
Lucian Vancea (Sweden)



26-28 March 2026

Madrid

Faculty of Medicine

Universidad Complutense de Madrid

E- Posters

- P74** Optical coherence tomography structural trends after trabeculectomy: correlation with intraocular pressure lowering and predictors of long-term stability
Smrithy Sadanandan, Tej Rane-Malcolm (*United Kingdom*)
- P75** Effect and safety of transconjunctival scleral flap resuturing after trabeculectomy with mitomycin C
Daisuke Shiba, Saki Yoshida, Masatsugu Ueda, Motohiro Moriya, Yuka Ota, Akiko Hanyuda, Takeshi Ono, Kazuno Negishi (*Japan*)
- P76** Mitomycin C-augmented ab-interno technique for filtering bleb revision in glaucoma
Georgios Dalianis, Alexandra Trivli, Efthymios Karmiris, Evangelia Dalieraki, Chryssa Terzidou (*Greece*)

TUBE SHUNTS

- P77** Endoscope-assisted technique to improve the accuracy of Ahmed tube sulcus placement
Taisuke Matsuda, Shota Shiroyama, Takashi Kojima, Mitsunori Watanabe, Tatsushi Kaga (*Japan*)
- P78** Evaluating six year outcome of tube flushing versus cyclophotocoagulation following tube shunt occlusion in refractory glaucoma in a single center
Nicolas Nicolaou (*United Kingdom*)
- P79** Ahmed valve implantation in an eye with extreme axial myopia and posterior staphyloma: a case report
Abdulrahman Alkaff (*Saudi Arabia*)
- P80** Short-term outcomes of XEN gel stent implantation with and without pericardial patch graft in glaucoma
Jong Hoon Lee, Sang Woo Park (*South Korea*)
- P81** Twelve years of tube: long term outcomes of non-valved glaucoma drainage devices in uveitic glaucoma
Hussain Aluzri, Andrew Swampillai, Imran Masood, Velota Sung (*United Kingdom*)
- P82** Surgical technique and clinical outcomes of simultaneous bilateral Paul glaucoma implant surgery
Shu Yi Teh, Anastasios Lavaris, Albena Dardzhikova, Rashid Zia (*United Kingdom*)
- P83** Ultrasound biomicroscopic evaluation of bleb morphology following a modified deep sclerectomy technique
Jean-Marc Baumgartner, Emilija Sukyte (*Switzerland*)



E- Posters

- P84** The Burnley classification of tube positions : a proposed clinical classification to document tube position in the anterior chamber
Rohan Sawant, Vikas Shankar (*United Kingdom*)
- P85** The up to 3-year results of the Paul glaucoma implant
Evangelia Dalieraki, Alexandra Trivli, Georgios Dalianis, Chryssa Terzidou (*Greece*)
- P86** Comparison of outcomes in patients undergoing XEN 63 implantation ab externo with a 30-G needle and open conjunctiva versus ab interno with injector and open conjunctiva
Angel Macero Delgado, Manuel Santana-Castro, Alfonso Lopez-Alcaide, Carmen Dominica Pascual clemente, Maria del Pilar Nieto-Cantalapiedra, Beatriz De-Lucas-Viejo, Maria Dolores Lago-Llinas, José Luis Torres-Peña (*Spain*)
- P87** Baerveldt implant or PreserFlo MicroShunt? Evaluating outcomes in glaucoma surgery
Marko Pastak, Aleks Kree, Mari Parksepp (*Estonia*)



26-28 March 2026

Madrid

Faculty of Medicine

Universidad Complutense de Madrid

Videos

- V02** Insertion of three alloflo scleral reinforcement grafts for severe primary open angle glaucoma
Samantha Goldberg, Mary Qiu (USA)
- V03** Let's accept the challenge! GATT combined with phacoemulsification and transscleral fixation.
Agnieszka Ćwiklińska-Haszcz, Ewa Kosior-Jarecka (Poland)
- V04** Phacoemulsification combined with endocyclophotocoagulation (ECP) and high frequency deep sclerotomy (HFDS) via ab interno approach for the treatment of closed-angle glaucoma
Juan Carlos Izquierdo, Elizabeth Santos Chu, Julio Del Pozo Muñoz, Adriano Leon (Peru)
- V06** How to maintain your function: amnion membrane for bleb leak
Artémise Dugauquier, Iva Krolo (Belgium)
- V08** Surgical revision of a PAUL glaucoma implant for chronic hypotony, corneal decompensation, and tube-cornea touch in refractory pseudoexfoliative glaucoma
Juan Carlos Izquierdo, Elizabeth Santos Chu, Adriano Leon (Peru)
- V13** Modified surgical technique to prevent hypotony using Ahmed clearpath ST implant with standardized 6-0 prolene intraluminal ripcord in a complex case
Juan Carlos Izquierdo, Elizabeth Santos Chu, Adriano Leon, Julio Del Pozo Muñoz (Peru)
- V14** PreserFlo® plus for OCD surgeons : practical modifications for enhanced surgical outcomes
Paolo G. Meier, Ying Dong (Switzerland)
- V15** Retroiridial PreserFlo MicroShunt implantation in patients with peripheral anterior synechiae and previous filtering surgery
Maria Jesus Muniesa (Spain)
- V16** Hydrus removal, iTrack advance canaloplasty, Alloflo suprachoroidal spacer insertion
Mary Qiu (USA)
- V17** PreserFlo® stent guidance leading to anatomical and functional resolution
Alejandra Artilles, Silvia Iglesias Cerrato, Maria Lourdes Iglesias De Ussel Perez, Blanca Fatela Cantillo, Francisco Javier Abellan Martinez, Samantha Thomas, Ana Puchol Crespo, Maria Yañez, Andrea Bernal (Spain)
- V18** Single paracentesis ab interno 3-0 supramid suture stent for tube associated hypotony
Mary Qiu (USA)



Videos

- V19** Ahmed glaucoma valve removal with scleral "turtle-plast"
Mary Qiu (USA)
- V20** Baerveldt-350 removal with "T" shaped Incision
Mary Qiu (USA)
- V21** Ahmed clearpath 250 with guidewire-assisted sulcus tube placement
Jessie Wang (USA)
- V22** Novel surgical management of anterior Baerveldt tube exposure with conjunctival relaxing incision, sulcus repositioning of the tube, and donor scleral patch graft insertion facilitated by intraocular lens sheets glide in the presence of conjunctival scarring
Madalina Pavel, Tom Ayton, Hatch Mukherjee, Avi Kulkarni (United Kingdom)
- V23** Explantation of a Baerveldt tube for treating pain and diplopia in a young female
Ben Blackburn, Kavita Aggarwal, Rajen Tailor (United Kingdom)
- V24** Novel Combined Cataract Extraction Ahmed FP7 Retrobulbar/Intraconal Glaucoma Surgical Technique
Daniel Laroche (United States)
- V25** Paul Implant Re-stenting Technique via anterior chamber, under topical anesthesia and choroidal drainage in complicated hypotony. Lessons learned in several cases
Francisco Boveda Alvarez, Maria Jose Otero Villena (Spain)
- V26** Tube insertion in the presence of an encirclement band
Fayrouz Aboalazayem (Egypt)
- V27** Modernising fornix-based conjunctival closure in incisional glaucoma surgery: introducing a novel trapezoidal corneal fixation technique
Avinash Kulkarni, Madalina Pavel (United Kingdom)



26-28 March 2026

Madrid

Faculty of Medicine

Universidad Complutense de Madrid

Industry Wetlabs

Thursday, 26 March 2026			Wetlab Room
08:30-10:00	Wetlab 1	RHEON / IRIDEX	Eyeplate / MicroPulse TLT and CW TSCPC with the G-Probe Illuminate
10:30-12:00	Wetlab 2	ABBVIE	Xen implant
14:30-16:00	Wetlab 3	RHEON / IRIDEX	Eyeplate / MicroPulse TLT and CW TSCPC with the G-Probe Illuminate
17:15-18:45	Wetlab 4	AJL	Ophthalmic ESNOPER CLIP

Friday, 27 March 2026			Wetlab Room
09:00 - 10:30	Wetlab 5	AOI	Paul Glaucoma Implant
11:45-13:15	Wetlab 6	AOI	Paul Glaucoma Implant
15:00-16:30	Wetlab 7	NWM	Ahmed Valve
17:00-18:30	Wetlab 8	AJL	Ophthalmic ESNOPER CLIP

Saturday, 28 March 2026			Wetlab Room
09:00 - 10:30	Wetlab 9	SANTEN	PreserFlo Microshunt
11:15-12:45	Wetlab 10	SANTEN	PreserFlo Microshunt
14:30-16:00	Wetlab 11	NWM	Clearpath
16:30-18:00	Wetlab 12	ABBVIE	Xen implant



Thursday, 26 March 2026

08:30–10:00 | WETLAB ROOM

WETLAB 1

RHEON - Eyeplate

Instructor: **Tarek Shaarawy** (*Switzerland*)

IRIDEX - MicroPulse TLT and CW TSCPC with the G-Probe Illuminate

Instructor: **Maria Fernanda Delgado** (*Colombia*)

10:30-12:00 | WETLAB ROOM

WETLAB 2

ABBVIE - Xen implant

Instructors: **Michael Coote** (*Australia*), **Tarek Shaarawy** (*Switzerland*)

14:30-16:00 | WETLAB ROOM

WETLAB 3

RHEON - Eyeplate

Instructor: **Umair Qidwai** (*United Kingdom*)

IRIDEX - MicroPulse TLT and CW TSCPC with the G-Probe Illuminate

Instructors: **Maria Fernanda Delgado** (*Colombia*), **Ziad Khoueir** (*Lebanon*)

17:15-18:45 | WETLAB ROOM

WETLAB 4

AJL - Ophthalmic ESNOPER CLIP

Instructors: **Nuttamon Srisamran** (*Thailand*), **William Eric Sponsel** (*United States*)



26-28 March 2026

Madrid

Faculty of Medicine

Universidad Complutense de Madrid

Friday, 27 March 2026

09:00-10:30 | WETLAB ROOM

WETLAB 5

AOI - Paul Glaucoma Implant

Instructors: **Victor Koh** (*Singapore*), **Elena Milla** (*Spain*),
Javier Moreno (*Spain*)

11:45-13:15 | WETLAB ROOM

WETLAB 6

AOI - Paul Glaucoma Implant

Instructors: **Keith Barton** (*United Kingdom*),
Evangelia Gkaragkani (*Switzerland*)

15:00-16:30 | WETLAB ROOM

WETLAB 7

NWM - Ahmed Valve

Instructors: **Luis Abegão Pinto** (*Portugal*), **Syril Dorairaj** (*United States*),
Arvind Neelakantan (*United States*)

17:00-18:30 | WETLAB ROOM

WETLAB 8

AJL - Ophthalmic ESNOPER CLIP

Instructor: **Nuttamon Srisamran** (*Thailand*)



Saturday, 28 March 2026

09:00-10:30 | WETLAB ROOM

WETLAB 9

SANTEN - PreserFlo Microshunt

Instructor: **Hajar ALOtaibi** (*Saudi Arabia*)

11:15-12:45 | WETLAB ROOM

WETLAB 10

SANTEN - PreserFlo Microshunt

Instructors: **Hajar ALOtaibi** (*Saudi Arabia*), **Ziad Khoueir** (*Lebanon*)

14:30-16:00 | WETLAB ROOM

WETLAB 11

NMW - Clearpath

Instructors: **Maria Fernanda Delgado** (*Colombia*), **Konrad Schargel** (*Spain*)

16:30-18:00 | WETLAB ROOM

WETLAB 12

ABBVIE - Xen implant

Instructor: **Evangelia Gkaragkani** (*Switzerland*)



26-28 March 2026

Madrid

Faculty of Medicine

Universidad Complutense de Madrid

Thursday, 26 March 2026

12:45-14:30 | ANFITEATRO RAMÓN Y CAJAL

INDUSTRY LUNCH SYMPOSIUM RHEON MEDICAL

BEYOND TRADITIONAL TUBES: THE NEXT EVOLUTION IN GLAUCOMA

DRAINAGE WITH EYEPLATE-S

Chair: **Karl Mercieca** (*Spain*)

- 12:45** Welcome & Introduction
- Opening remarks
 - Framing the evolution of glaucoma drainage surgery
 - Introduction of the faculty and objectives of the symposium
- Karl Mercieca** (*Spain*)
- 12:50** The evolution of glaucoma drainage devices
- Historical overview of tube surgery
 - Development of drainage devices over time
 - Positioning of eyePlate-S in contemporary glaucoma practice
- Karl Mercieca** (*Spain*)
- 13:05** Avoiding rectus muscle dissection in tube surgery: clinical rationale and surgical benefits
- Clinical implications of rectus muscle dissection
 - Risk of strabismus and motility disturbances
 - Extra-muscular design of eyePlate-S: surgical and patient-centered advantages
- André Mermoud** (*Switzerland*)
- 13:20** One tube to rule them all
- Surgical technique and procedural insights
 - Clinical outcomes
 - Decision-making process in implant selection
 - Practical take-home messages for surgeons
- Tarek Shaarawy** (*Switzerland*)
- 13:35** Interactive Q&A session
- Open discussion with the audience
 - Faculty panel responses
- Moderated by **Karl Mercieca** (*Spain*)



Friday, 27 March 2026

13:15-15:00 | ANFITEATRO RAMÓN Y CAJAL

**INDUSTRY LUNCH SYMPOSIUM SANTEN
CLASSICAL AND CONTEMPORARY GLAUCOMA SURGERY: CRITICAL
REFLECTIONS AND PRACTICAL MASTERY**

Chair: **Tarek Shaarawy** (*Switzerland*)

- 13:15** Moderator opening, objectives, and format overview
Tarek Shaarawy (*Switzerland*)
- 13:20** Classical surgery or contemporary solutions: reassessing trabeculectomy alongside new bleb-based approaches
- Oxford debate
- Panel discussion, Q&A
Moderator: **Tarek Shaarawy** (*Switzerland*)
Speakers: **Konrad Schargel** (*Saudi Arabia*), **K. Sheng Lim** (*United Kingdom*)
- 13:45** Cataract and glaucoma: separate pathways or a combined surgical opportunity?
- Oxford debate
- Panel discussion, Q&A
Moderator: **Tarek Shaarawy** (*Switzerland*)
Speakers: **José María Martínez-de-la-Casa** (*Spain*), **Antonio Maria Fea** (*Italy*)
- 14:10** Take-home messages & close
Tarek Shaarawy (*Switzerland*)



26-28 March 2026

Madrid

Faculty of Medicine

Universidad Complutense de Madrid

Saturday, 28 March 2026

12:45-14:30 | ANFITEATRO RAMÓN Y CAJAL

INDUSTRY LUNCH SYMPOSIUM PAUL®

EXPERIENCE MATTERS: FIVE YEARS OF PAUL® IN PRACTICE

Chairs: **Victor Koh** (*Singapore*), **Elena Milla** (*Spain*)

12:45 Registration

12:50 Welcome Address

12:55 Longer term evidence - The Spanish Experience
Elena Milla (*Spain*)

13:05 Successful applications in pediatric glaucoma
Victor Koh (*Singapore*)

13:15 Streamlining PAUL® Surgery
Javier Moreno (*Spain*)

13:25 Implantation technique tips from a millennial (someone who has implanted over a thousand PAUL®s)
Keith Barton (*United Kingdom*)

13:35 Panel: post-operative management and Q&A

14:00 Lunch

Saturday, 28 March 2026



Acknowledgements

The International Society of Glaucoma Surgery wishes to express its gratitude to all Sponsors for their generous support to the Congress

PLATINUM SPONSOR



GOLD SPONSOR



SPONSORS



MEET THE EXPERTS SESSIONS
 AT PRESERFLO HOSPITALITY
 WING
 (SALA DE COMISIONES)
 ON 26TH & 27TH OF MARCH,
 2026



Thursday	Mar 26, 2026	Meet The Expert
Time	Morning Session	Expert(s)
10:00 - 10:15	MICROSHUNT Revision Techniques	Prof. J. G. Feijoo
10:15 - 10:30	Open Discussions	
Time	Afternoon Session	Expert(s)
16:45- 17:00	MICROSHUNT Implantation STEP BY STEP	Prof. K. Barton
17:00 - 17:15	Open Discussions	
Friday	Mar 27, 2026	Meet The Expert
Time	Session	Expert(s)
11:30- 11:50	Timely intervention in Glaucoma	Prof. K. Mercieca
11:50- 12:00	Open Discussions	
Time	Afternoon Session	Expert(s)
16:15- 16:35	Coffee & Controversies	Prof. L. A. Pinto & Dr. Z. Khoueir
16:35- 16:45	Open Discussions	



For more info, please visit the congress website
www.icgscongress.org



Organising Secretariat



Viale della Giovine Italia 17
50122 Florence, Italy
+39 055 50351 | infoICGS@oic.it